

# VKK2-8, VKK2R-8

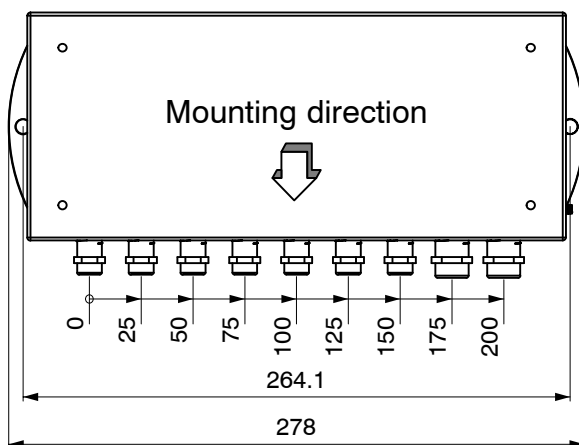
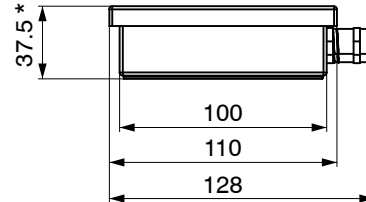
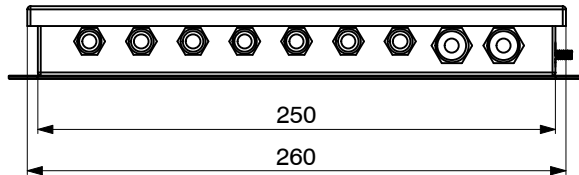
## Junction boxes



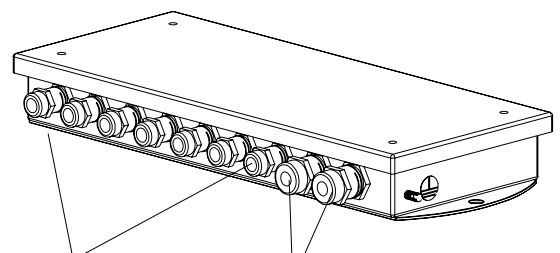
### Special features

- Parallel connection of up to 8 load cells
- Corner balancing via integrated resistor network
- EMC-proof according to EN 45 501 and EN 61 323 due to HBM shielding method
- Protection class IP65 to EN 60 529
- Expandable to more than eight load cells
- VKK2R-8 with stainless housing

### Dimensions (in mm; 1 mm= 0.03937 inches)



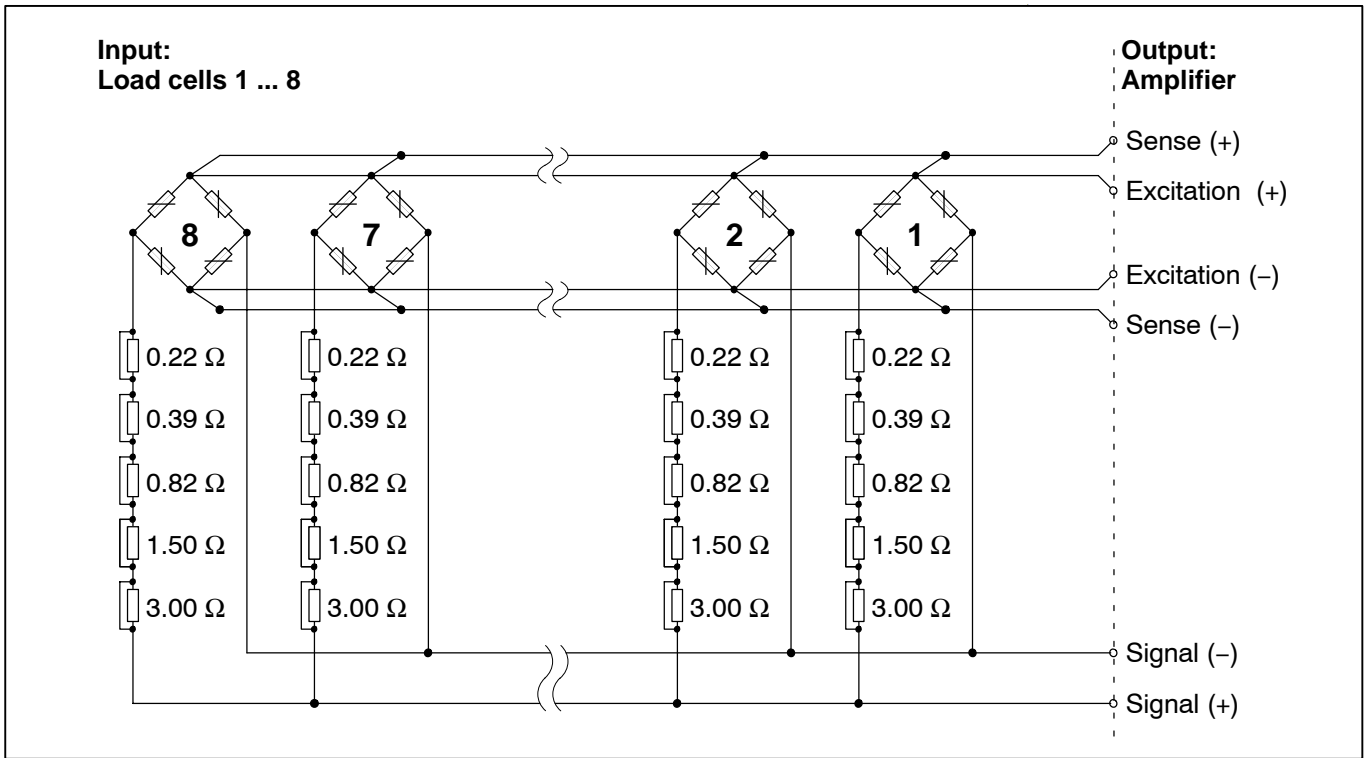
\* with rubber seal (mounted state)



7x M12, SW 14 for cable Ø 4 ... 6.5 mm

2x M16, SW 17 for cable Ø 5 ... 9 mm

## Corner load balancing



## Specifications

Type		VKK2-8	VKK2R-8
Resistor network for corner load balancing	Ω	0.22...5.93 (in 30 steps)	
Max. permissible voltage	V	18	
Nominal temperature range		-20...+85	
Operating temperature range	°C	-20...+85	
Storage temperature range		-40...+85	
Interference immunity check			
Electromagnetic field (26...1000 MHz)	V/m	10	
Burst (to connected cables)	V	1000	
Electrostatic discharge (to housing)	V	6000	
Weight, approx.	kg	1	
Max. wire cross section of cable strands	mm <sup>2</sup>	1.5	
Degree of protection according to EN 60529 (IEC 529)		IP65 (dust-tight and protected against water jets)	
Materials:			
Housing		powder-coated steel sheet	stainless steel
Sleeve nut		Housing: RAL 7035 /RAL 5007	
Clamping cone		7 × M12, SW14, 2 × M16, SW17 nickel-plated brass	Neoprene

Modifications reserved.

All details describe our products in general form only. They are not to be understood as express warranty and do not constitute any liability whatsoever.

**Hottinger Baldwin Messtechnik GmbH**

Im Tiefen See 45, D-64293 Darmstadt, Germany

Tel.: +49 6151 803-0; Fax: +49 6151 8039100

E-mail: support@hbm.com www.hbm.com



measurement with confidence

B1239-1.1 en

**Franca, SP**

(16) 3707-3619

Av. Rio Amazonas, 1560

CEP 14406-010

contato@tecnicabalancas.com.br